

FRONT GRILLE LIGHTING KIT FOR 2017-2019 FORD SUPERDUTY LU-FGL-1003

Note: We recommend using a licensed professional to install this lighting kit. The improper installation of this kit will void all warranties.

WHAT'S INCLUDED

- | | |
|---|--|
| <ul style="list-style-type: none">• 2 GRILLE LIGHT BARS• HEADLIGHT PASSTHROUGH HARNESS• GRILLE LIGHT SPLITTER HARNESS | <ul style="list-style-type: none">• 6 BRACKETS• 6 LOCK NUTS |
|---|--|

REMOVE COMPONENTS TO GAIN ACCESS:

1. Open the hood and remove the 12 push-pin clips to remove the cover.



2. Remove the eight 10mm bolts in the top of the grille.




3. Gently pull the grille to release the spring clips.
4. Disconnect the camera connector and washer hose if equipped.
5. Remove the grille from the truck and set it on a safe and secure surface with the back side facing up.

ATTACH THE BARS AND MOUNTING STUDS:

6. Place the light bar in the upper grille opening with the wire on the driver side.
7. Using three of the supplied brackets, secure the light bar to the grille. Please note the orientation of the bracket in the photo.




8. Tighten the nuts on the light bar using a 5.5mm socket.
9. Place the light bar in the lower grille opening with the wire on the driver side.
10. Using three of the supplied brackets, secure the light bar to the grille. Please note the orientation of the bracket in the photo.



11. Tighten the nuts on the light bar using a 5.5mm socket.

HEADLIGHT ADD-ON HARNESS INSTALLATION: PHOTO OF THE CONNECTOR LOCATION:

12. Using a t30, remove the two bolts in the driver side wheel well. Remove the one push pin, and remove the two 5.5mm bolts on the front half of the wheel well, and move out of the way to gain access to the headlight connector.




13. Unplug the driver-side head lamp connector.
14. Plug the pass-through harness into the back of the driver-side headlight.
15. Plug the factory harness into the pass-through harness.



16. Route the wires from the pass-through harness behind the grille and plug in the grille light splitter harness.

17. Plug the two grille lights into the splitter harness.
18. Be sure to secure any loose harness with zip-ties away from the heat of the radiator.

**REASSEMBLE COMPONENTS:**

19. Carefully reconnect the front camera and washer hose if equipped.
20. Secure the grille back onto the vehicle, reinstalling all screws and push-pin clips.
21. Reinstall the inner wheel well.

TEST THE INSTALLATION:

22. Turn on the headlights to ensure everything is working correctly.





INSTALLATION GUIDE

Tech Support 856-768-5700 Ext. 2 • TechSupport@LEDGlow.com

THIS LIMITED WARRANTY IS SUBJECT TO ALL OF THE FOLLOWING TERMS AND CONDITIONS:

TERMS AND CONDITIONS

1. NOTIFICATION OF CLAIMS; WARRANTY SERVICE: IF

PURCHASER BELIEVES THAT A PRODUCT IS DEFECTIVE IN MATERIAL OR WORKMANSHIP, WRITTEN NOTICE WITH AN EXPLANATION OF THE CLAIM SHALL BE GIVEN PROMPTLY BY PURCHASER TO LEDGLOW. ALL WARRANTY CLAIMS MUST BE MADE WITHIN THE WARRANTY PERIOD, AND ANY PRODUCTS RETURNED TO LEDGLOW MUST BE SHIPPED IN ACCORDANCE WITH LEDGLOW'S PROCEDURES (INCLUDING USE OF RMA NUMBERS SUPPLIED BY LEDGLOW AFTER NOTIFICATION). THE REPAIR OR REPLACEMENT OF ANY PRODUCT OR PART THEREOF SHALL NOT EXTEND THE ORIGINAL WARRANTY PERIOD. THE SPECIFIC WARRANTY ON THE REPAIRED PART ONLY SHALL BE IN EFFECT FOR A PERIOD OF NINETY (90) DAYS FOLLOWING THE REPAIR OR REPLACEMENT OF THAT PART, OR THE REMAINING PERIOD OF THE PRODUCT WARRANTY, WHICHEVER IS GREATER.

2. EXCLUSIVE REMEDY; ACCEPTANCE: PURCHASER'S

EXCLUSIVE REMEDY AND LEDGLOW'S SOLE OBLIGATION IS TO SUPPLY (OR PAY FOR) ALL LABOR NECESSARY TO REPAIR ANY PRODUCT FOUND TO BE DEFECTIVE WITHIN THE WARRANTY PERIOD AND TO SUPPLY NEW OR REBUILT REPLACEMENTS FOR DEFECTIVE PARTS. LEDGLOW WILL REFUND THE PURCHASE PRICE FOR SUCH PRODUCT ONLY IF REPAIR OR REPLACEMENT FAILS TO REMEDY THE DEFECT. PURCHASER'S FAILURE TO MAKE A CLAIM AS PROVIDED IN PARAGRAPH 1 ABOVE OR CONTINUED USE OF THE PRODUCT SHALL CONSTITUTE AN UNQUALIFIED ACCEPTANCE OF SUCH PRODUCT AND A WAIVER BY PURCHASER OF ALL CLAIMS THERETO.

3. EXCEPTIONS TO LIMITED WARRANTY: LEDGLOW

SHALL HAVE NO OBLIGATION TO PURCHASER WITH RESPECT TO ANY PRODUCT THAT IS SUBJECTED TO ANY OF THE FOLLOWING: ABUSE, IMPROPER USE, NEGLIGENCE, ACCIDENT, MODIFICATION, FAILURE TO FOLLOW THE OPERATING PROCEDURES OUTLINED IN THE USER'S MANUAL, FAILURE TO FOLLOW THE MAINTENANCE PROCEDURES IN THE SERVICE MANUAL FOR THE PRODUCT, ATTEMPTED REPAIR BY NON-QUALIFIED PERSONNEL, OPERATION OF THE PRODUCT OUTSIDE OF THE PUBLISHED ENVIRONMENTAL AND ELECTRICAL PARAMETERS, OR IF THE PRODUCT'S ORIGINAL IDENTIFICATION (TRADEMARK, SERIAL NUMBER) MARKINGS HAVE BEEN DEFACED, ALTERED, OR REMOVED. LEDGLOW EXCLUDES FROM WARRANTY COVERAGE PRODUCTS SOLD AS IS AND/OR WITH ALL FAULTS. LEDGLOW ALSO EXCLUDES FROM WARRANTY COVERAGE ANY CONSUMABLE ITEMS SUCH AS FUSES AND BATTERIES.

All software and accompanying documentation furnished with, or as part of the Product is furnished "AS IS" (i.e., without any warranty of any kind), except where expressly provided otherwise in any documentation or license agreement furnished with the Product.

PROOF OF PURCHASE; REGISTRATION: The Purchaser's dated bill of sale must be retained as evidence of the date of purchase and to establish warranty eligibility. Registration of any Product or of this limited warranty is voluntary, and failure to register will not diminish any rights available under this warranty.

DISCLAIMER OF WARRANTY

EXCEPT FOR THE FOREGOING WARRANTIES, LEDGLOW

HEREBY DISCLAIMS AND EXCLUDES ALL OTHER WARRANTIES, EXPRESS OR IMPLIED, INCLUDING, BUT NOT LIMITED TO ANY IMPLIED WARRANTIES OF MERCHANTABILITY, FITNESS FOR A PARTICULAR PURPOSE, OR ANY WARRANTY WITH REGARD TO ANY CLAIM OF INFRINGEMENT THAT MAY BE PROVIDED IN SECTION 2-312(3) OF THE UNIFORM COMMERCIAL CODE OR IN ANY OTHER STATE STATUTE.

LIMITATION OF LIABILITY

THE LIABILITY OF LEDGLOW, IF ANY, AND PURCHASER'S

SOLE AND EXCLUSIVE REMEDY FOR DAMAGES FOR ANY CLAIM OF ANY KIND WHATSOEVER, REGARDLESS OF THE LEGAL THEORY AND WHETHER ARISING IN TORT OR CONTRACT, SHALL NOT BE GREATER THAN THE ACTUAL PURCHASE PRICE OF THE PRODUCT FOR WHICH SUCH CLAIM IS MADE. IN NO EVENT SHALL LEDGLOW BE LIABLE TO PURCHASER FOR ANY SPECIAL, INDIRECT, INCIDENTAL, OR CONSEQUENTIAL DAMAGES OF ANY KIND INCLUDING, BUT NOT LIMITED TO, COMPENSATION, REIMBURSEMENT OR DAMAGES ON ACCOUNT OF THE LOSS OF PRESENT OR PROSPECTIVE PROFITS OR FOR ANY OTHER REASON WHATSOEVER.

GOVERNING LAW: This non-transferrable limited warranty shall be governed by the law of the State of New Jersey, U.S.A., and the United States of America, excluding their conflicts of laws principles. The courts of Camden County, New Jersey, shall have the exclusive jurisdiction over any legal action with respect to this warranty.

This limited warranty gives specific legal rights. You may also have other rights that may vary from state to state or from country to country. Some states or countries do not allow the exclusion or limitation of incidental or consequential damages, so the above limitations and exclusions may not apply to you. You are advised to consult applicable state or country laws for a full determination of rights.